



# STUDY GUIDE

2018 - 2019

**FONTYS ACADEMY FOR CREATIVE INDUSTRIES**

# Table of contents

Contact information	3
Welcome	4
Programmes	5
Enrolment	6
Application step by step	8
Insurance	10
Housing and practical matters	11
Visa application	12
Checklist	13
Fontys activities	14
First steps in NL	15
Culture shock	19
First steps at the Academy	20
Welcome days, #CLUBACI and #I*ESN	21
The Portal	22
Year overview	23
First steps in Tilburg	24
Leaving the Netherlands	29

# Contact information

FONTYS ACADEMY OF CREATIVE INDUSTRIES

**Address:**  
Fontys Academy for Creative Industries  
Prof. Goossenslaan 1-04, building P3  
5022 DM Tilburg  
The Netherlands

**Erasmus ID code:** NL EINDHOV03  
**EUC Registration:** 28880-IC-1-2007-1-NL-ERASMUS-EUCX-1  
**Website:** [www.fontys.edu/aci](http://www.fontys.edu/aci)  
**Email:** [aciinternational@fontys.nl](mailto:aciinternational@fontys.nl)



# Welcome!

Finally you are here, reading our study guide. What an exciting time this must be for you!  
We have been looking forward to receiving you for quite some time.

At our academy, we actively look for creative thinkers who can develop beautiful and unique concepts, join lively debates and share their culture with us. In order to thank you for your participation and input, we would like to share our world, that is the Academy of Creative Industries, with you.

This world is filled with inspiring people in a moving and rousing environment. They want to work with you on digital business concepts, share knowledge and expertise from the event, music and entertainment industry and invite you to spot new trends and create lifestyle concepts which improve quality of life. Pick your own fascination and join us.

We can't wait to meet you!

ACI International Team



## STEP ONE

### WHICH EXCHANGE PROGRAMME WILL YOU CHOOSE?

Let's get started with the first step towards your exchange.

Events, music and entertainment is everywhere. There is a global industry surrounding the world of entertainment. Economic and communicative aspects play a large roll surrounding creative products. With a focus on commerce and/or communication, Fontys ACI provides a wide variety of programmes where you can learn about working behind the scenes in international business, management, production, marketing, creative concept development and trend watching. Do you want to know more about our school and the Bachelor programmes we offer? Go to [www.fontys.edu/aci](http://www.fontys.edu/aci)

Fontys ACI offers three English taught exchange programs open to students from partner universities. You can apply for the Spring or Fall semester, where you can achieve a minimum of 18 ECTS and a maximum of 30 ECTS in total per semester.

#### We offer:

##### Short Programmes:

- Trend watching (this is a fixed programme)
- Transmedia Design for Creative Industries (this is a fixed programme)

##### Advanced Courses for Creative Industries

You can choose a variety of subjects in the section of:

- Communication - IEMES\*
- Marketing Management - IEMES\*
- Marketing Management - DBC\*\*

Some general information about these programs will be presented in the following pages.

**'Short Programme' refers to a 'fixed programme' in which your courses have carefully been chosen for you, and there is no prior knowledge needed of the subject that is taught. 'Advanced Courses' refer to a personally compiled course programme by yourself. It is highly recommended to have prior knowledge on the subject taught.**

\*IEMES stands for International Event, Music and Entertainment Studies.

\*\* DBC stands for Digital Business Concepts

# Enrolment short programmes

## Short programme - Trend Watching (30 ECTS)

Students at Fontys ACI take a short programme in their third year. The short programme 'Trend Watching' consists of three equal segments. The first segment deals with the nature of trends (what are the trends currently developing?) and an introduction to various methods of trend research used by a number of trend watchers.

The second segment is about learning how to appraise trends. Students research to what extent various trends influence our society, and what they signify for the target group(s) within their own professional environment.

In the final segment, students learn how to convert their knowledge of trends into substantial advice regarding new products and/or services or into useful ideas for other innovations for the benefit of companies/ organizations within their professional environment.

## Short programme - Transmedia Design for Creative Industries (30 ECTS)

This programme focuses on the research and design of transmedia productions, both in the world of entertainment and branding in general. Transmedia design means creating interactive stories and story worlds that unfold across various channels and platforms, engaging the audience deeply and encouraging them to participate.

In the entertainment industry the story is the product: designing transmedia here means expanding that story by enlarging the story world on multiple platforms. Transmedia marketing, however, involves the design of interactive content to fit the core values of a brand. It is focused on getting the right message to the right target group. A brand, then, can be a company but also a person or an NGO, using transmedia strategy as a tool to raise awareness on societal issues. The main focus is on designing a real transmedia production as a teamwork effort for an actual client or as a self-contained production.

**The programmes Trend Watching and Transmedia Design for Creative Industries has fixed courses. If you have chosen a short programme, you will be contacted by the short programme's coordinators shortly. All programmes are 30 ECTS and need to be completed fully. If you choose for a short programme, skip step 2. Since these programmes are fixed, there's no need for you to choose courses.**

*“ Own only what you can carry;  
know languages, know countries,  
know people. Let your memory be  
your travel bag ”*

## STEP TWO

EXPLORE COURSES, NOT WHEN YOU CHOOSE A SHORT PROGRAMME

When you've chosen for our exchange programme 'Advanced Courses' it will be up to you what your programme looks like. For a description of the courses, take a look at the 'Course Catalogue'. You may choose your own package from all these courses. Every course is worth 3 study credits (ECTS). You can only choose one course per day, per period (a maximum of 10 courses).

You will receive the course catalogue shortly after the registration deadline.

## STEP THREE

As soon as you've received the course catalogue: submit Learning Agreement

### Create and submit Learning Agreement

Create and submit your Learning Agreement (LA) in Mobility Online (MO).

After you have chosen whether you will participate in a Short Programme or an Advanced Course programme, you will create your Learning Agreement in Mobility Online. It is important to fill in every course that you will take, even if you'll participate in a fixed programme.

Click on Learning Agreement: enter course, click on the left icon to add a course, fill in your first course, click on create, fill in your next course and repeat these steps until ALL your courses are filled in.

It is important to fill in every course that you'd like to attend. If you'll participate in a fixed programme, add the name of the programme as one course and make it worth 30 ECTS.

**After filling in all your courses, click submit!**

## STEP FOUR

BEFORE JUNE 1: LEARNING AGREEMENT PART 1 + 2

After your Learning Agreement has been approved: Print out your Learning Agreement, sign it, have your school sign it, scan it into the computer and upload it in Mobility Online.

**You will receive a hardcopy signed by Fontys ACI after your arrival.**

IMPORTANT: Exact course literature will be announced during the first class.



## STEP FIVE

BEFORE JUNE 15: INSURANCE + ENROLMENT FORM

### Enrolment

Print out your enrollment form, fill it in, sign it, scan it into the computer and upload it as a PDF file in Mobility Online.

IMPORTANT FOR NON-EEA STUDENTS: you need to have finished this step for us to be able to start your visa process. Complete this step as soon as possible to avoid a delayed visa process and a late arrival in the Netherlands.

EEA = European Economic Area

## Insurance

Everyone in the Netherlands is obligated to be insured for medical expenses by law. The type of health insurance cover that you require depends on your personal situation. It is very important to ensure you are properly insured during your stay at Fontys.

Fontys wants its students to be properly insured. Which insurance is applicable to you depends on your nationality, age, nature of residence, whether you have an additional job, etc. Fontys' policy towards insurance especially differentiates between students from EEA and non-EEA countries. Students from non-EEA countries, who need a visa to come to the Netherlands, are obliged to take out an insurance arranged by Fontys. If you are from an EEA country, it is up to you whether you take on our insurance or take care of your insurance yourself. Fontys ACI has arranged an option for a standard insurance for all exchange students (InsureToStudy). This insurance covers:

- Medical costs (including existing conditions, such as migraine/diabetes/etc.);
- Repatriation;
- Liability;

How to get this insurance?

EEA students can click on a link in Mobility Online to ask for Fontys insurance with discount

The application for the insurance for non-EEA students is obligatory and included in the visa application).

**IMPORTANT:** European (EEA) students opting to keep their own insurance policy should ask their own health insurance provider if the existing health insurance policy offers sufficient coverage for medical expenses in the Netherlands. You have to make sure your insurance package covers liability and repatriation. Students from Europe having an EHIC card have to check whether this insurance will be valid the entire period of the stay abroad. When you travel outside some countries (e.g. Germany, Romania) the EHIC card is not valid at all or only for a few months.



# STEP SIX

## BEFORE JUNE 15: HOUSING AND PRACTICAL MATTERS

### Housing

Fontys offers to help you arrange your student accommodation. We work with Student Housing Holland, an organization offering the best accommodation and services for international students in Tilburg. You will always live with the other exchange students that are attending the exchange programme at Fontys. The rooms are individual and are fully furnished with everything you need.

Silver Windmill (12m2)	€495,- All-incl.
Golden Windmill (15m2)	€525,- All-incl.
Diamond Windmill (18+m2)	€595,- All-incl.

You will live in typical Dutch student houses and will share a kitchen, toilet and bathroom with the other residents. All houses have a common area where you can dine together (either in a kitchen or living room). For more details about the room types and locations please follow: **[www.studenthousingholland.com/accommodations](http://www.studenthousingholland.com/accommodations)**;

Services that are included in the price;

- Fully furnished rooms
- Costs for gas, water, electricity, municipal taxes and VAT
- Internet (Wi-Fi)
- Basic kitchen supplies
- Laundry machine
- 24-7 security service
- Medical assistance
- Airport pick-up service
- Your own bike
- Opening a Dutch bank account
- OV chipcard for using public transport
- Dutch SIM card
- Sport membership
- I\*ESN membership for the best parties and social activities
- City tour

You are welcome to find your own means of accommodation but we do highly recommend and strongly advise you to use Student Housing Holland. Practical matters can be a hassle and this system makes it easier.

In Mobility Online you need to check the box that you DON'T want housing, we work with a form sent by email, not with the form in Mobility Online. SO, whether you do or do not want to have housing ALWAYS check "NO" in Mobility Online about housing.

Limited rooms are available at Student Housing Holland so please return the housing agreement form (see attachment in the email sent to you) on time to [aciinternational@fontys.nl](mailto:aciinternational@fontys.nl). You can choose your preferred room type and preferred location by filling in your first, second and third choice. Student Housing Holland will make you an offer that suits your wishes.

Please note that after your reservation, you will have 10 days to pay the initial payment to confirm your booking which is 2,65 months of rent (August, September and the last month of rent January, which are 20 days); 1 month deposit, booking fee of €250 and a cleaning fee of €237,50 (your student house will be cleaned twice a month by the cleaning team of Student Housing Holland)

Check out their Facebook page and reviews of other international students that lived at Student Housing Holland before;  
<http://bit.ly/2quqU9j>

For any questions don't hesitate to contact the team of Student Housing Holland at;

[info@studenthousingholland.com](mailto:info@studenthousingholland.com)

# STEP SEVEN

**Deadline visa applications: 15th of June**

EEA students skip step 7, go to step 8

All students hailing from outside the EEA (EEA: the EU states, Liechtenstein, Iceland, Norway and Switzerland), will require Residence Permits. In addition to Residence Permits, students hailing from countries other than Australia, Canada, Japan, Monaco, New Zealand, Vatican City, United States of America or South Korea will also need Entry Visas. Students may not apply for their own Entry Visas and/or Residence Permits. Fontys (visa-care) will secure these for you and with you and this process will automatically be started after you uploaded a complete Enrollment Form in Mobility Online.



- Visa care will contact you
- Upload and send all documents asked for, before July 10.
- Keep in mind that some things must be sent by post which will take longer
- After everything has been uploaded/send/received, receiving your visa will take two-four weeks minimum!

For more information check:

[www.fontys.edu/Short-term-programmes/Practical-information/Visa-information](http://www.fontys.edu/Short-term-programmes/Practical-information/Visa-information)

**FINISH THE VISA STEPS BETWEEN NOW AND THE 15th of JUNE**

**For any questions regarding your visa, contact:**

**[visacare@fontys.nl](mailto:visacare@fontys.nl)**



# STEP EIGHT

## CHECKLIST

- Bring a valid passport and bring copies of your passport (including visa, if needed);
- Bring a copy of proof of registration/letter of acceptance at Fontys;
- Bring a copy of proof marital status (if needed);
- Bring enough cash money for your first groceries/rent/transactions.

**But have you also thought about arranging;**

- Books: exact course literature will be announced during the first class;
- Medical and liability insurance;
- Accommodation (arrange it with Fontys and Student Housing Holland);
- Bike (part of the deal with Student Housing Holland);
- International drivers license if you wish to drive a car (if needed) check it at: [www.rijbewijs.nl/information-in-english](http://www.rijbewijs.nl/information-in-english);
- Proof of sufficient financial means (For non-EEA students);
- Complete your registration in Mobility Online;
- Write down all important phone numbers and share them with friends and relatives before you leave;

# STEP EIGHT

## UNTIL THE 7TH OF SEPTEMBER: PAY FOR ACTIVITIES

You can pay for the Fontys activities once you've received your banking card (Maestro) during the Q&A's in the first or second week of classes (27th of August until the 7th of September).

<b>October 6 Activity 1: Rotterdam</b> An upcoming and vibrant city to explore. (included transport and entrance to the Euromast)	€30,-
<b>November 9 Activity 2: Winter Efteling</b> Walk around in this fairy tale themepark. (nearby Tilburg, only entrance fee included)	€15,-
<b>December 15 Activity 3: Den Bosch</b> Enjoy Winterland Den Bosch! (included transport, and winterland activity)	€20,-
Total price (for all activities):	€65,-

# FIRST STEPS IN NL

## ONE

### Arrival Schiphol (AMS) or Eindhoven Airport

Your point of arrival in the Netherlands will most likely be Amsterdam Schiphol Airport or Eindhoven Airport. Student Housing Holland will pick you up from one of these arrival destinations but only if you have arranged your housing with them. The pick-up dates are from the 1st of August until the 17th of August. Student Housing Holland will ask you to inform them about your exact arrival date and time.

For the students not registered with Student Housing Holland, we would suggest the 17th of August as the final arrival day to avoid possible difficulties regarding delays and missing essential information during the introduction week.

If you're not registered with Student Housing Holland, you can ask your buddy for advice regarding arrival and the possibility to be picked up by him or her at Tilburg train station.

## TWO

### Non-arrival days and non-arrival places

Non-arrival location. In case you arrive at a different location (whether or not you are registered with Student Housing Holland) plan your trip to Tilburg carefully on [www.9292.nl/en](http://www.9292.nl/en), or ask your buddy for help regarding the train/bus system, and your overall journey to Tilburg. Your buddy can help you to get settled as soon as you arrive in Tilburg.

## THREE

### Avoid delays at the immigration desk, keep close:

- Your passport;
- MVV, if applicable (better known as Provisional Residence Permit);
- Official acceptance papers by Fontys ACI;
- Proof of sufficient financial means to cover the expenses of your stay and your return ticket.

## FOUR

### Sim card

Fontys or Student Housing Holland will provide you with a Dutch simcard. Please note that depending on the phone you have got, this card has to be cut smaller. You can do this for free at the airport. When you receive a simcard from Student Housing Holland, they will cut it for you. You can cut the simcard in the city centre as well, though stores may ask for a payment for this service.

## FIVE

### Buddy

At Fontys we have a buddy system for all the exchange students to help you around and answer all your questions. Our buddies are students at Fontys Academy for Creative Industries and chose to be a buddy voluntarily.

## SIX

### Arrival at housing

Either Student Housing Holland or our buddies will direct you to your accommodation, and assist you in signing documents, if necessary. The agents of Student Housing Holland will be at your house to show you your room. In case you've chosen to arrange your own housing, buddies can help you with getting to the correct address.

## SEVEN

### Transportation: your bike

If you have housing with Student Housing Holland then your own bike will be included. Student Housing Holland will pick you up at your house together with your house mates and will bring you to their partner Bike Repair Centre where you can choose your own bike. If you did not choose to live with Student Housing Holland, we would suggest the following bike shop: Open from Tuesday till Saturday from 09.00 - 17.00 hours.

## EIGHT

### Transportation: get an OV-chip card

The OV-chip card is a smart card the size of a debit card. You can upload the OV-chip card with euros. The credit deducts every time you use it when travelling. Especially in the bigger cities, the OV-chip card is the only way to pay for public transport. This mean it is strongly advised that you buy one. The card can be bought at a train station or go to [www.ov-chipkaart.nl/purchase-an-ov-chipkaart.htm](http://www.ov-chipkaart.nl/purchase-an-ov-chipkaart.htm) and purchase the card online. The card costs 7,50 euros.

While travelling by public transport you will need to check-in and check-out. You do so by holding your card in front of the smart card reader in busses or at train stations. If you forget to check-out it affects your credit. So pay attention while travelling!

## NINE

### Go to City Hall

You are obligated to register yourself at the city hall. We will make an appointment for you on the 22nd or 23th of August. You need to bring a signed housing contract and your passport. Buddies will be there to guide you through this process. The address is: [Sporlaan 181, 5038 CB Tilburg](#)

## TEN

### GGD: municipal health service

Students who are not from the EU or other countries for which exceptions have been made may be required to get a TBC-test (a lung-screening) at the GGD .

We will make an appointment with the Municipal Health Service (GGD) for you to undergo this tuberculosis test, if applicable you will be informed about the time of the appointment by Fontys.

**The address of the GGD is:**  
**Ringbaan West 227**  
**5037 PC Tilburg**

You have to bring your passport and the form "TBC test referral form" which is a part of your VVR application form. This form will be send to you by Visa Care email. Please note to fill out your address in the Netherlands.

## ELEVEN

### You need a Residence Permit

A Residence Permit looks like a credit card and proves that you are residing legally in the Netherlands. You will need to obtain a Residence Permit if you are a citizen of a country outside the European Union, European Economic Area or Switzerland and in case you will be staying here for a period of more than three months. You will receive a letter, *'this will be in Dutch, sorry!'*, stating that your residence permit is either ready to be picked up or that you need to have your picture and fingerprints taken in Eindhoven at the IND Office. You will also receive an email from the International Student team in Eindhoven, this one will be in English. This office is located at:

**IND Office Eindhoven**  
**Keizersgracht 5**  
**5611 GB Eindhoven**

Your Residence Permit is needed to finalize your registration at Fontys.



**Don't forget to show your Residence Permit at the information desk at school (P3, downstairs)**

## TWELVE

### Open a Dutch bank account

Students are allowed to open a bank account at the bank of their choice. We advise all students to do this at the ING bank or SNS bank. At this bank all exchange students can open a bank account, even without a social security number. All other banks require this number.

Student Housing Holland will help you open a Dutch bank account by organizing a register day. The register day will be at the SNS bank and the documents for opening a bank account will be already prepared for you before your arrival, which will save you a lot of time and a long que.

To open a bank account, exchange students are required to bring the following documents: Fontys admission letter, Passport, Dutch address, Social security number (only if you have this).

Students with a social security number will get their debit card within 2 days. Students without the social security number will receive their debit card after 5 working days. Receiving the pass is also the confirmation that your bank account is active.

With a Dutch bank account you can easily use internet banking to, for example, pay rent for your student room. Moreover, several shops in the Netherlands do not accept MasterCard or visa-cards, but only maestro-cards. Keep this in mind when arriving in the Netherlands.

**Address ING bank:** Spoorlaan 420, 5038 CG Tilburg

**Address SNS bank:** IJzerstraat 21, 5038 BN Tilburg

## THIRTEEN

### Refund living expenses

Fill in the “refund form living expenses” as soon as you’ve received it from the visa-care office. Please notice the form applies only to those who transferred an additional amount to the costs of visa, insurance and tuition fee. The additional amount is called “living expenses” and is shown on the payment letter and/or in the data of your Visa Care file. The refunded amount will be on your bank account within 3 weeks.

## FOURTEEN

### Get to know your neighbourhood

Getting to know the city you live in is one of the first things you want to do. Your buddy will show you around in your neighbourhood so that you can find the nearest supermarket, ATM and other services needed.

## CULTURE SHOCK

By starting your studies at Fontys University of Applied Sciences, you have accepted the challenge of experiencing a new culture. New worlds are discovered, horizons broadened, challenges met.

As well as exciting, an intercultural experience can at times be disorienting and stressful, with most people experiencing some degree of culture shock during their stay abroad.

It is important to know that a culture shock is a normal response to a sudden change, and that it passes as you adjust to a new culture. The way people react to a cultural transition varies from person to person, depending on their background, experiences and personality. Knowing that culture shock exists and that it might affect you, will make it easier to accept. Know that we will be here to help you if needed.

You are more than welcome to come and have a chat with us during the Q&A sessions (Question & Answer), which will take place every Monday, Tuesday and Thursday between 12.30h and 13.30h. You can find us in the International Corner (upstairs in the factory, opposite the world map) during these sessions. Team international will be happy to help you. Don't hesitate to talk to us about your experience, possible adjustment issues or anything else you may run into.

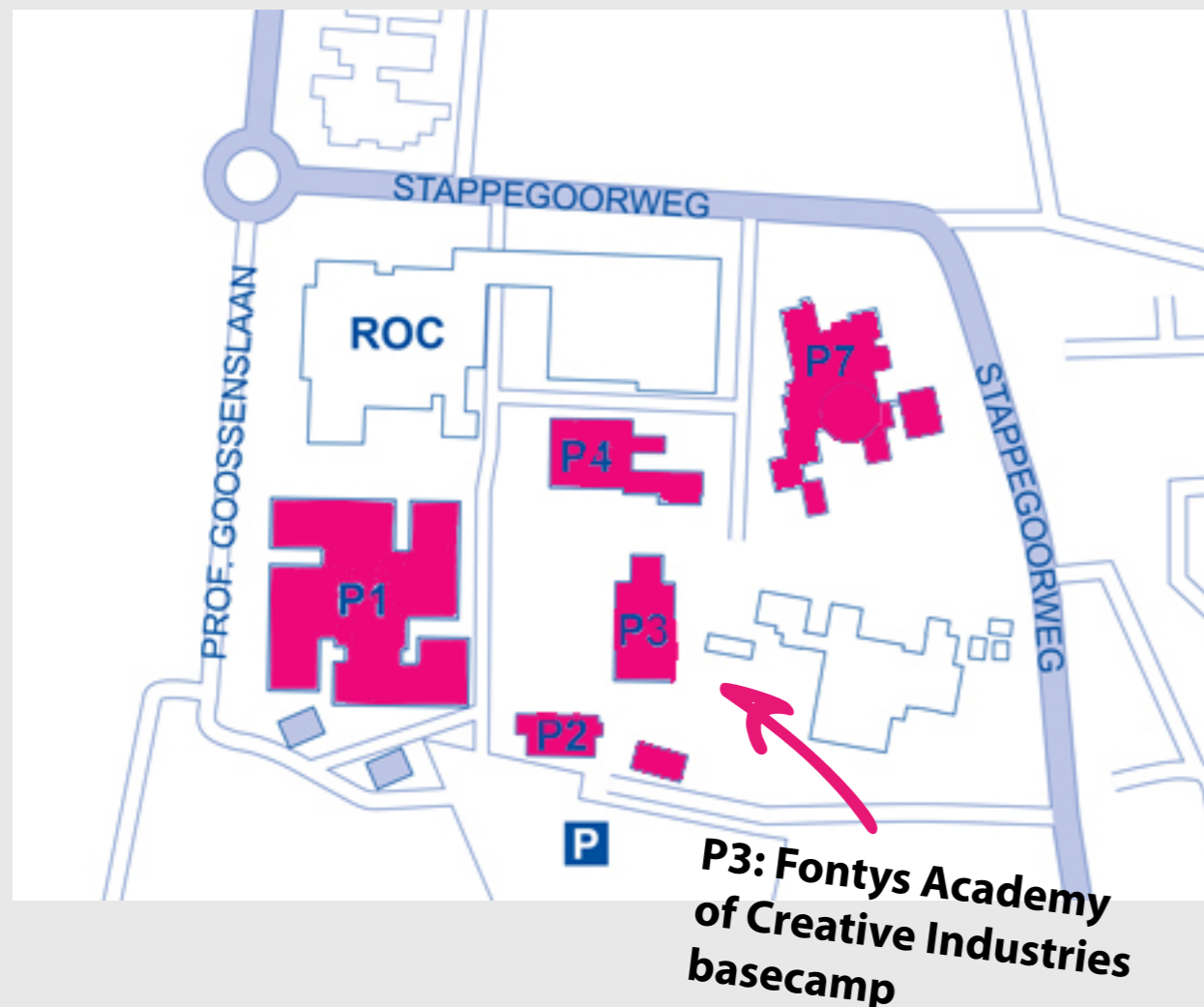
Know the three stages;

1. Excitement
2. Frustration
3. Recovery

**Know that you are not alone!**

**Q&A:** Monday, Tuesday and Thursday between 12.30-13.30 hours

# FIRST STEPS AT THE ACADEMY



Fontys ACI hosts a staff of approximately one hundred (teachers plus support staff) as well as about fifty regular visiting lecturers and 2700 students.

# WELCOME DAYS

The week of the 20th of August is considered the week that you'll be fully introduced to your exchange semester at Fontys ACI. This includes: signing in at the city hall in Tilburg and opening a bank account, as well as getting to know the Fontys ACI campus and anything that regards your studies, discovering the city of Tilburg, and immersing in the student life.

## #CLUBACI & I\*ESN

Within Fontys ACI and Tilburg, two student/study associations stand out from the crowd. We'll provide you with some additional information below about these associations to make your choice easier to join one (or both) on arrival. We'll also provide you with some information about sport possibilities in Tilburg below.

### #CLUBACI

First one of the two is our own Fontys ACI pride. You've done well by choosing to come to Fontys ACI for your exchange, because of your opportunity to sign up at #CLUBACI. #CLUBACI is the study association representing all study programmes at ACI. Their yearly changing board organises great activities and creates amazing deals for all members, such as:

- Organizing the best parties for Fontys ACI students
- A 15% discount on your drinks at STUDIO (the 'go-to' bar for ACI students)
- Up to 25% discount on study books
- Arranging a cheap trip to (among others) Berlin, Manchester or Copenhagen
- And arranging a yearly Winter sport trip

Get informed about the study association by going to their **Facebook** page. You'll get the chance to sign up during the Welcome Week.

### I\*ESN

I\*ESN Tilburg is a non-profit student association that organizes activities for all foreign and Dutch internationally minded students. They aim to enrich the international student life in Tilburg by organizing various activities. Many of these great activities are hosted in their own bar and international meeting point 'Carpe Noctem' in the city centre.

Joining I\*ESN Tilburg means making lots of new international and Dutch friends, learning about other cultures by having dinners together, going on trips and of course a lot of partying. Find more information about I\*ESN **here**.

Note: In case you booked your housing with Student Housing Holland, a membership at I\*ESN is already included.

### Student sport associations

Apart from study and student associations, there are many student sport associations available for international students and semester exchange students at the Tilburg University Sports Centre. As a Fontys student you have the possibility to get a membership at the sport centre and can join any student sport association you'd like (soccer, basketball, handball, volleyball, or swimming courses are just some of the possibilities). These teams organize fun activities for their members, such as tournaments, trips, or parties.

# PORTAL

## Portal

The Portal is the online environment (intranet) of Fontys where you can find your Fontys e-mail, schedule, course information and study related material per course (course information, assignments, formats, lecture powerpoint slides, and more).

What can you find on the portal?

Facilities:

- Questions & answers
- Student Service Desk
- IT & Computers
- Multi Media Centre (MMC)
- Cafeteria
- Lounge and workplace
- Student card
- ClubACI - student association
- Exams and grading

EXTRA:

To change the standard language (English) to your own language click on your personal menu (your name, with picture on top of the page);

- In this menu, go to (about me)
- Click on (over mij) in the side menu
- Click on (uw profiel bewerken)
- Look for the dots next to (details), click on the dots and then on (taal en regio)

Now you're able to add a language.

## How does this work?

**Step 1:** Go to [connect.fontys.nl](https://connect.fontys.nl)

**Step 2:** Log in with your [PCN-number@student.fontys.nl](mailto:PCN-number@student.fontys.nl) and your password.

**Step 3:** To go to the Portal for course information, click on [ACI Portal]; go to studies and choose [CO-IEMES], [CE-IEMES] or [DBC] for Advanced Courses; or [Minors] for Trend Watching and Transmedia Design for Creative Industries. Here you will find powerpoints, articles and other material you will use or have used in class.

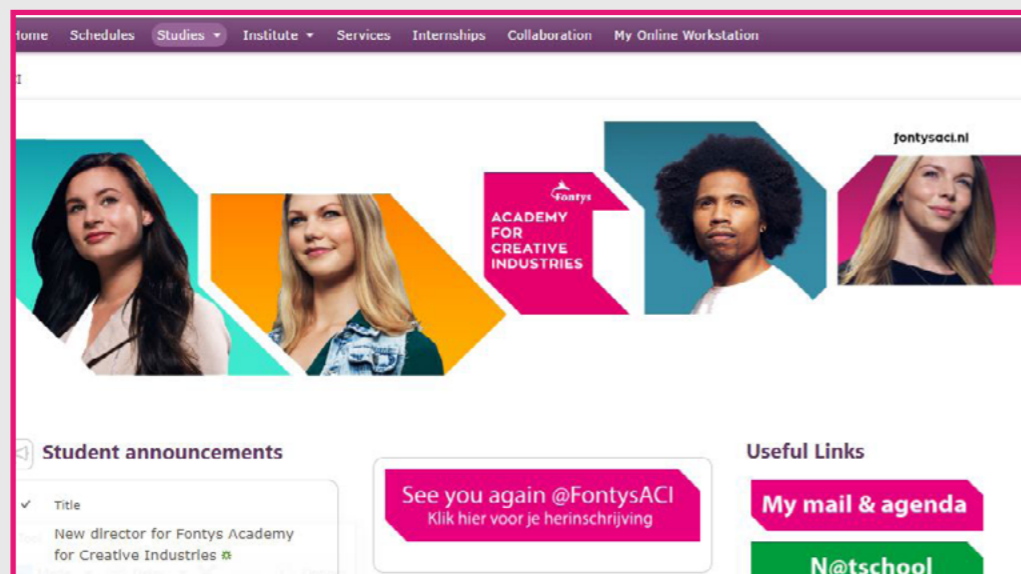
**Step 4:** To go to your e-mail click on (my mail & agenda)

Check your e-mail regularly, both teachers and the International team will e-mail on your Fontys e-mail.

**Step 5:** To go to your schedule click on [Schedule] in the side menu; choose the class that you're in [Class] for Advanced Courses, click on [Exchange]; and choose the correct week.

Check your schedule regularly, classes or rooms might change weekly.

YOUR ONLINE  
BEST FRIEND



[connect.fontys.nl](https://connect.fontys.nl)

# YEAR OVERVIEW

## JUNE

- 1: Learning agreement part one and two
- 15: Insurance and enrollment form
- 15: Housing + practical matters
- 15: Finish Visa application steps

## JULY

## AUGUST

- 1 - 19: Arrival time  
(pick up period by Student Housing Holland)
- 20 - 24: Welcome week
- 24: Pay for activities
- 27: Start of period 1

## SEPTEMBER

- 25-29: Special week

## OCTOBER

- 6: Fontys Activity 1 - Rotterdam
- 15 - 19: Autumn holiday
- 22 - 26: Special week
- 29 - 31: Exam period 1

## NOVEMBER

- 1 - 9: Exam period 1 continued
- 9: Fontys Activity 2 - Winter Efteling
- 12: Start of period 2

## DECEMBER

- 15: Fontys Activity 3 - Den Bosch
- 24 - 31: Christmas holidays (and a happy new year)

## JANUARI

- 1 - 4: Christmas holidays continued
- 7 - 11: Special week
- 14 - 25: Exam period 2

Important dates  
for in your agenda



In case you follow the exchange programmes Trend Watching or Transmedia Design for Creative Industries, both the exam dates and the Special weeks do not apply to you. Inform with your coordinator about the start and end dates of the periods, your exam dates, field trips, etc.



# FIRST STEPS IN TILBURG

## Weather

The Netherlands has a maritime climate that consists of cool winters and mild summers. Be prepared for changeable weather. Wind and rain are a year-round factor; March being the driest, July and August the wettest but also the warmest. If you want to stay prepared, check the weather forecast by using: <http://www.buienradar.nl/>

## Food & groceries

The traditional Dutch cuisine is famous for being quite sober. However, today the traditional way of cooking is practiced less and less. This means that eating in the Netherlands is not at all a bland affair. A hot meal used to consist of mostly potatoes, vegetables and meat or fish. Nowadays dishes from all over the world, from Italian and Mexican to Greek and Thai delicacies, have found their way into Dutch kitchens. To try typical Dutch food, check out: <http://bit.ly/1OgJtxw>

Costs in the Netherlands are not too high in comparison to other European countries. Like in any country going out for dinner is more expensive than eating in. Like other members of the EU, the Netherlands currency is the euro. ATMs can be found outside most banks and most train stations. Credit cards are widely accepted.

## Sports, Culture & Social Life

With 013 as the second largest pop stage in the Netherlands, there are a lot of concerts to see in Tilburg. The cultural life is highly active. You can visit various museums and students get discounts for a lot of activities. Almost 30.000 students live in Tilburg, which turns it into a college town. This makes Tilburg truly a student city. The city centre bolsters various bars and cafés. A lot of student associations are also open for exchange students.

Dutch people find sports very important in their life. As a student you have various possibilities to enter a sports centre. At the university, you may use the facilities at a student price. Ask your buddy about how to get this sport membership. You can find more information at: <http://bit.ly/2rfaqPp>

There are several options to entertain yourself in The Netherlands. One of our teachers, Piet van Beurden, created a 'Bucket'list. The capital 'T' stands for Tilburg. Everything you can do in Tilburg is projected on a map where you can click on the map to see what you can do there. Discover Tilburg by visiting: <http://bit.ly/2sgNAGJ>

Want to go a little bit further? Here is the ultimate top 50 of 'things to do' in The Netherlands: <http://bit.ly/2s9bkNq>

Want to travel outside of The Netherlands? Visit: <http://www.weflycheap.nl> Here you will find cheap tickets to destinations throughout Europe.

## Transport

### BIKE

Although Tilburg is a small city, which you also can discover by foot, it is strongly recommended to get a bicycle. You can easily and safely cycle to the campus, the city and nearby places. This mode of transportation is most used by the Dutch themselves and is practiced on special marked red coloured cycling paths painted on almost every road in the city or countryside. When you arrive in the Netherlands, Fontys will help you get a reasonably priced bike, if you have chosen to have one arranged for you.

### BIKE REPAIR CENTRE

In case your bike needs a repair done, there is a repair centre available for you:

**Bike Repair Centre (BRC)**

**Jan Grewenstraat 16**

**5014 LH Tilburg**

**013-542 5207**

**[bikerepaircentre@gmail.com](mailto:bikerepaircentre@gmail.com)**

**[www.bikerepaircentre.nl](http://www.bikerepaircentre.nl)**

### PUBLIC TRANSPORT

The Dutch public transport system is very safe, comfortable and clean. Tilburg offers two options of public transport: train and bus. The bus is generally used for short distance travel within the city of Tilburg or to smaller towns bordering Tilburg. From the central train station in Tilburg you can get anywhere in the Netherlands.

Planning your trip? Check: [www.9292.nl/en](http://www.9292.nl/en)

There are two kind of tickets: disposable paper tickets and a smart card system. The disposable tickets can be bought at the train station through ticket machines, counters or in busses. Tickets bought at counters or directly in busses will generally be more expensive.

### OV CHIP CARD

See page 16 'Step eight: Transportation - Get an OV-Chip card'

### CAR

If you want to drive a car in the Netherlands do not forget to check if your current drivers license is accepted in the Netherlands or if you have to get an international drivers license.

### FLY

If you want to see a little bit more of Europe, you will be able to obtain cheap tickets to some of the capitals in Europe like London, Paris, Berlin, Rome or Madrid. Especially the low fare carriers flying from the nearby airports like Eindhoven might be interesting (Ryanair or Transavia).

### TAXI

Although taxis are operational in Tilburg for most students they are really expensive. Our advice: only use taxis if there is no other option possible or in an emergency.

## HEALTH AND HAPPINESS

Health and happiness for our students are crucial aspects of a great exchange experience for everyone. Our Fontys mobility coordinators are available to talk to you in case you are coping with something, are experiencing problems, or would just like to have a little chat. Within Fontys ACI we always have sufficient people you can talk to and we encourage you not to hesitate to talk to us, especially in case it regards something that is (or could possibly get) in the way of your positive exchange experience.

In case of medical issues, we have some addresses for you in case you'd like to visit a general practitioner (GP) or a dentist in Tilburg who is used to treat both internationals as well as Dutch citizens.

More information on maintaining your health and reaching out for help within the Netherlands will be discussed in the Welcome Week.




## Apps Exchange Students

As soon as you are starting your big adventure abroad internet becomes your best friend. To make it easier for you we already made a list with useful apps that can help you out anywhere and anytime.

### TRAVEL IN THE NETHERLANDS

Google Maps

Want to know how to walk, cycle or drive from one place to another. This app will show you the exact route and time to get to your destination.




### 9292OV

There are so many ways to travel with public transportation in the Netherlands and this app will help you to choose how. Within seconds you will see your travel schedule.



### NS

In the Netherlands the train is the fastest way to travel. This app shows you all the train schedules. You can also just use the GVB app, the train schedules are included in this app..



### TRAVEL OUTSIDE OF THE NETHERLANDS

Skyscanner

You will probably cross borders when you are visiting the Netherlands. For finding the cheapest flight tickets you should really check out this app.



### City Maps 2 Go


City Maps 2 Go is lovely for your offline travels. When you are in WIFI zones you download the map of the city that's applicable for you. Offline it will guide you in the right direction.



### LANGUAGE


Google translate

We all have that moment that you completely forgot that one word. Instead of walking around with a dictionary everywhere you go, bring your app. It will help you out in those difficult situations.



### Leer Nederlands

Yes we know, Dutch should be an international language. But since it isn't yet we provide you with this super quick and easy language course. Within no time you will be able to greet, order food and ask your way around.



## Stay in touch

### WHATSAPP

Almost everyone in the Netherlands chats with each other on Whatsapp. It's easy to make groups for school assignments, plan meetings and stay in touch with your family and friends back home.

### FACEBOOK

Facebook is another medium that both Fontys ACI and the students use to chat with each other. Next to that a Facebook group will be made upon your arrival for all the exchange students. You can get to know one another and help each other during those exciting first moments in a foreign country.

### SKYPE

Ever heard of free calling? Skype makes it possible. With your friends back home or those on the other side of town. As soon as you have an internet connection you can not only hear but also see one another.

## Your first Dutch words

**So... Now that you'll be going to the Netherlands, it might be time to talk about the language barrier you'll probably experience.**

Dutch, also called Netherlandic, is a West Germanic language that is spoken in the European Union by about 23 million people as a first language including most of the population of the Netherlands and about sixty percent of that of Belgium, and by another 5 million as a second language.

Dutch is one of the closest relatives of both German and English and is said to be roughly in between them. Dutch, like English, has not undergone the High German consonant shift, does not use Germanic umlaut as a grammatical marker, has

largely abandoned the use of the subjunctive, and has levelled much of its morphology.

Dutch vocabulary is mostly Germanic and incorporates more Romance loans than German but fewer than English.

So now that you know the history of the Dutch language, we'll give you your first, and most important to know, Dutch words.

### English

Hello.

Yes

No

How are you?

What time is it?

What's your name?

How old are you?

Where do you live?

Can I go to the toilet?

Where is the toilet?

Delicious!

Can I have a beer?

Please.

You're welcome.

Cheers!

Thank you.

I love you.

Bye.

### Dutch

Hallo.

Ja

Nee

Hoe gaat het?

Hoe laat is het?

Hoe heet je?

Hoe oud ben je?

Waar woon je?

Mag ik naar het toilet?

Waar is het toilet?

Lekker!

Mag ik een biertje?

Alstublieft.

Graag gedaan.

Proost!

Dankjewel.

Ik hou van jou.

Tot ziens/Houdoe/Doei.



# LEAVING THE NETHERLANDS

## What are you actually expected to do when it's time to go?

- Deregister from the university. Make sure that you have all the documents signed and completed. If you have completed the full period (semester or year) your registration will be terminated automatically.
- Pay your last month of rent. Make sure to pay your last month of rent on time. Always leave your room exactly the same as you had entered it at the start of your exchange in order to receive your deposit back. Don't forget to return your keys.
- Deregister at the city hall. Send the form you've received from the city hall at the start of your exchange to terminate your registration in the Netherlands. Forgetting this step could lead to negative financial consequences for you.
- Close your bank account. Visit the bank's office to terminate your Dutch bank account.
- Last but not least, don't forget to say goodbye to the international team and the buddies!

