



# UNIVERSITY OF ALICANTE



Student: Bjørn Sørensen

Mail: [bs190293@gmail.com](mailto:bs190293@gmail.com)

International Coordinator of Architecture: Javier Sanchez Merina

Period of study: September 2017 – January 2018 (1.semester 2017-2018)

**Table of contents**

**Introduction ..... 3**

**Experiences at the host university .....4-5-6-7**

**Social and cultural experiences .....8**

**Practical Experiences .....9**

**Conclusion .....10**

## Introduction

The first problem! What semester to choose to study abroad and what university to go to!? When we were told that we could go abroad one semester, I knew that I just had to try it, an experience which I would not miss. But where and when, I spent a lot of time trying to find out what would be the best for me, where I would have the best time, and where I would get the most out of it. I ended up in Alicante a really nice city there just have it all, and the university sounded interesting and looked amazing. Find a place that you think meets your expectations best, university, city life, culture and weather and find a place where you can imagine yourself living for a whole semester. I chose to take my 3th semester abroad, I talk to some other students at KEA who was almost done, and they said if they had to miss one semester they would chose the 3th semester.

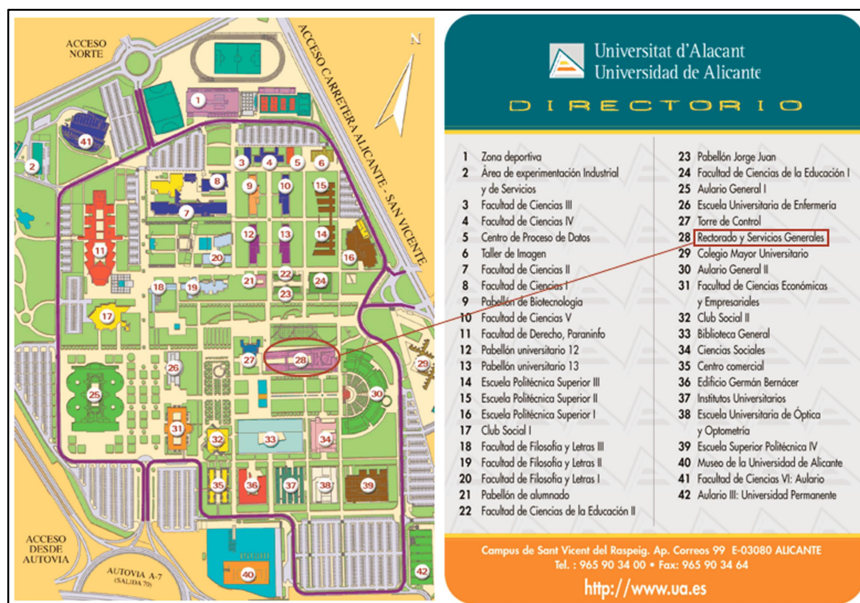
**I didn't speak any Spanish at all**, of course it is easier if you speak Spanish because some information is only in Spanish and some people don't speak any English. But you can make it without being able to speak Spanish.





## Experiences at the host university

When I look back I had a good time at the university, and I learned a lot of new things, it was good to try to do things in another way than I was used to do it. I liked that the study was architecture, it really got me to think in a new way, example about how to solve problems and not be afraid to try new things. The university is huge! A really nice university and all the surroundings are amazing I enjoy hanging out on uni.



In the start off the semester the first 14 days it was confusing, the information could have been better, about the subjects, what to do and where to go, what place was the most important to be. I think the information came in a bad order, so I felt like I wasted a lot of time on that in the start. But after all it ended up just fine.

Some subject you can only have in the 1. semester and some in 2. semester, and a good idea is also to look at what year the subject is in, if you think of that in the start it will be easier to make you timetable.

Q	ECTS	Code	Subject
1	6	20542	ARCHITECTURAL PROJECTS 8
1	6	20543	ARCHITECTURAL COMPOSITION 5 (Degree in Architecture)
1	6	35543	ARCHITECTURAL COMPOSITION 5 (Degree in Fundamentals of Architecture)
1	6	35504	BASIC MATHEMATICS 1
1	6	35505	APPLIED PHYSICS 1
1	6	35516	APPLIED PHYSICS 2
1	6	35522	ARCHITECTURAL PROJECTS 4
1	6	35523	ARCHITECTURAL COMPOSITION 3
1	6	35524	URBAN DESIGN 1
1	6	35525	FACILITIES AND SERVICES 1
1	6	16003	HISTORY OF CONSTRUCTION
1	6	35513	ARCHITECTURAL PROJECTS 2
1	6	35514	URBAN STUDIES
1	6	35526	BASIC CONSTRUCTION SYSTEMS
1	6	35532	ARCHITECTURAL PROJECTS 6
1	6	35534	LANDSCAPE URBANISM
1	6	35535	UNIQUE CONSTRUCTION SYSTEMS
2	6	20563	PROJECT MANAGEMENT
2	6	20564	BUILDING CONSTRUCTION WORKSHOP
2	6	35509	BASIC MATHEMATICS 2
2	6	35511	ARCHITECTURAL PROJECTS I
2	12	35527	ARCHITECTURAL PROJECTS 5
2	6	35529	URBAN DESIGN 2
2	6	35530	STRUCTURES 2
2	6	35531	ADVANCED CONSTRUCTION SYSTEMS
2	6	35539	URBAN PLANNING
2	6	35540	STRUCTURES 3
2	6	20551	BUILDING WORKSHOP
2	6	35507	GRAPHIC ANALYSIS AND CONCEPTION I
2	6	35508	DRAWING 2
2	6	35517	DRAWING 3
2	12	35520	ARCHITECTURAL PROJECTS 3
2	12	35537	ARCHITECTURAL PROJECTS 7

SUBJECT SEARCH

General options

Name of the subject

Academic year

2017-18

Subject code

Level of study

Study Programme

☐ New undergraduate degrees
 ☐ Postgraduate / Doctoral Programme
 ☐ Non-official Study Programmes and Master's Programmes

Subject specifications

☒ Subject offered
 ☒ Subject with lecturer assigned

Taught in

Any language

During

Any time

Year

Any year

Search



The subjects I ended up choosing was really good, I learned some new things that I would not have learned at KEA. I had a good time in the classes and enjoy going to the subjects, the teachers was sweet and I like that even though they did not have class they always want to help you, you could just write them and get a meeting with them. But some of the information was not given that good, so there could be a lot of confusing. I liked all the teaching it was interesting.

The subjects I studied:

Urban planning 1

Urban planning 2

Basic building systems

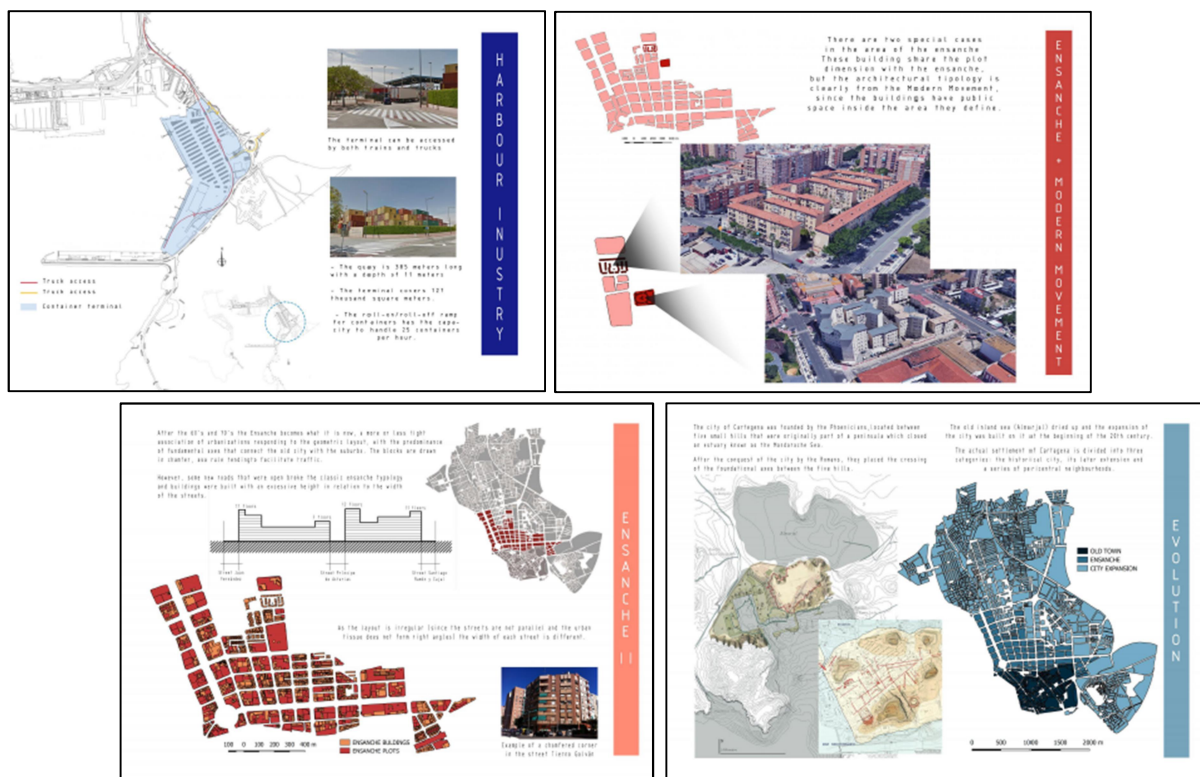
Singular building systems

Building services

Urban planning 1

In this subject we analyzed a city, the different areas off the city and what it did to the city.

Interesting to get to know some more about why a city is built like it is, and what the different part is called and why they are built in the different ways.



## Urban planning 2

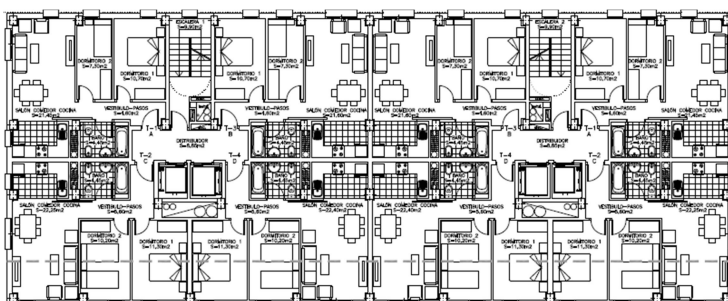
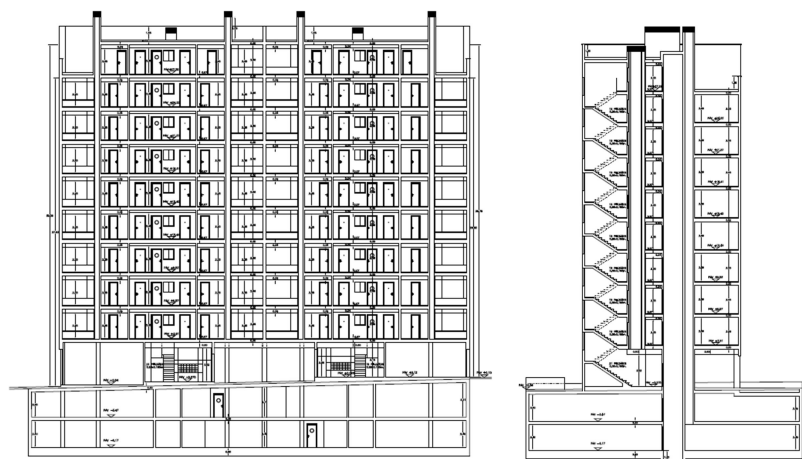
Also a really interesting subject, we analyzed the public space, got to know what made people stay at a public space why it was popular or why there were no people who used it, we also made our own public space.



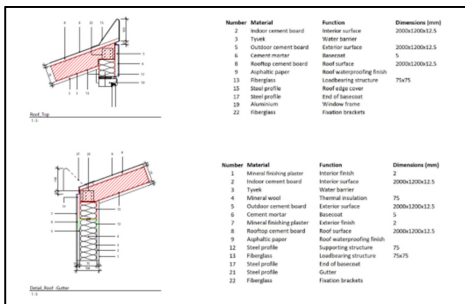
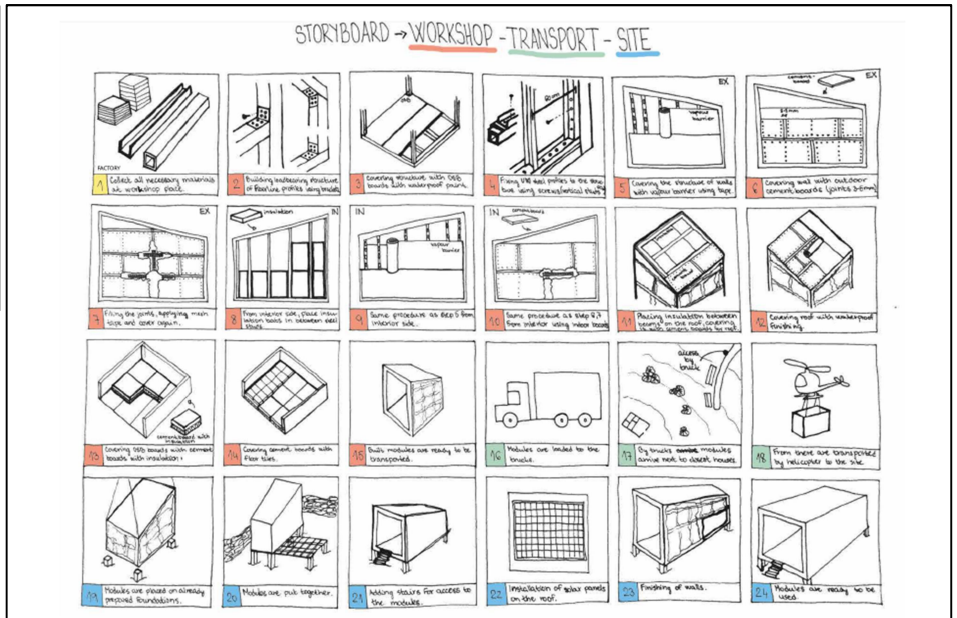
## Basic building systems

Good subject with some good theory, a subject there are a little more like the things we do at KEA. A lot of hand drawing, and you get to know how they build in Spain. I learned some good things. We got some drawings of a building then we had to solve how to build it.

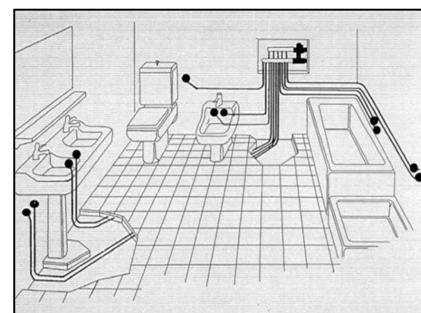
- **GENERAL PLANTS**
  - Gp 1. Water supply distribution plant corresponding to each solution.
  - Gp 2. Incorporation to the general section made in point 1 of the cover solutions.
- **SINGULAR POINTS.**
  - Vertical sections of the following singular points of flat roof:
    - Vs 7. Encounter facade-edge of slab.
    - Vs 8. Encounter facade-edge of forged.
    - Vs 9. Facade-covered meeting and its railing / railing.
    - Vs 10. Meeting facade-balcony / terrace.
    - Vs 11. I find drainage.
  - Vertical sections of the following single inclined deck points:
    - Vh 12. Encounter facade-structure.
    - Vh 13. Encounter eaves.
    - Vh 14. Encounter ridge.
- **GENERAL ELEVATIONS**
  - Ge 1. Vertical section of each type of facade at 1:20 scale and drawn with a CAD program.
  - Ge 2. Facade with facing brick defining number of bricks and size of joints.
- **SINGULAR POINTS.**
  - Vertical sections scale 1: 4 as origin of the following singular points:
    - Vs 1. Encounter facade-edge of slab.
    - Vs 2. Encounter facade-roof and its parapet/railing.
    - Vs 3. Encounter facade-ground floor/street.
    - Vs 4. Encounter facade-balcony / terrace.
    - Vs 5. Encounter facade-window / door.
    - Vs 6. Encounter facade-darkening system.
  - Horizontal sections as origin of the following singular points:
    - Vh 1. Encounter facade-structure
    - Vh 2. Encounter facade-window/door
    - Vh 3. Encounter facade-corner (concave/convex).



I enjoy this subject a lot, a really nice project and good theory, it was fun to design and then make it all. First we were out to find an old ruin where we want to build the project, and then we had to make a module construction without touching the old ruin.



In this subject we was divided in groups of nationalities, then we had to find out and show how we do it and what the rules are about building services in our own country.





## Social and cultural experiences

There was a really good social life, I got a lot of new friends everybody was so nice and friendly. There are many students in Alicante, so it is no problem to go out and get to know some new people. There are also many events for Erasmus students, so a good idea is just to participate in it, and then you will meet the other Erasmus students.

If I compare Spain to Denmark, I will say that people in Spain are more friendly and open than people in Denmark, people have time for each other also the one they don't know, more happiness. But an important thing to remember when walking around the city keep an eye on your stuff, I got stolen my mobile, driving license and bank card, and that happened for a lot of people.

In Alicante you can do many things, you can go to the beach and just relax, you can go to the castle and enjoy the view, plenty opportunities to shop, a lot of good places to go out and eat, and if you want to party there are a lot of good bars and nightclubs.

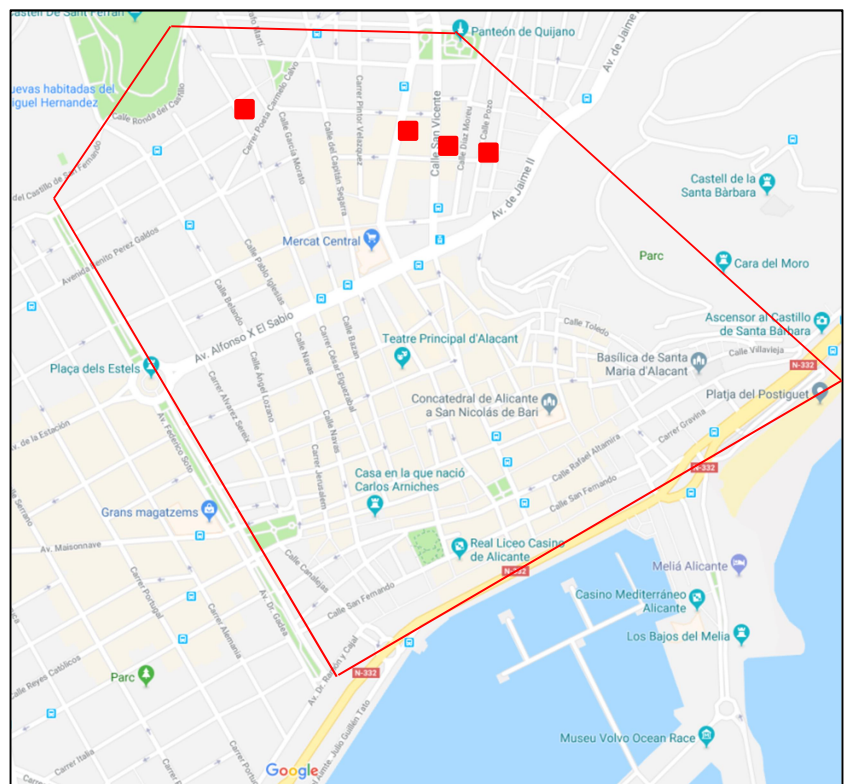


## Practical Experiences

Ryanair and Norwegian are some good places to look for flight, you can get a flight to Alicante for down to 20 EUR, but that is only with hand luggage. The first time I went from the airport to Alicante I took a taxi it costs 20-25 EUR, you can also just take a bus, A6 and it costs 3-4 EUR. I lived in Alicante and the university is in the city Sant Vicent, I will recommend to live in Alicante that is much better then live next to the university. It is easy to take the bus to and from the university, bus 24 and it costs 1,45 EUR, you can get a bus card then it is cheaper, and it is only 20 minutes from Alicante to the university and the bus goes all the time.

I lived four different places in Alicante, I only booked one month at a place in the beginning, because I wanted to come down there and then see where I would like to stay, and not be locked to one place, and it was fun to try to live different places. First place I lived with to Spanish boys in their apartment, after that I moved in to an apartment where I lived with to other boys there also rented a room, then I rented a room in an apartment where a couple lived, and the last place I rented my own apartment.

I lived at the four red dots,  
And inside the red lines are  
a good place to live.  
Room with bills – 250 EUR  
Apartment with bills – 400 EUR



## Conclusion

I can for sure recommend Alicante, as a place to choose to study abroad, I had an amazing time there. It is not a problem that you don't speak Spanish, but if you speak Spanish it will help you a lot because some don't speak any English, but you can always get one of your friends or one from uni to help you.

At the university we worked in groups in all subjects, and I had 5 classes, so I had to work with 5 different groups. Then it is easier and give you more time to do a better project, just to work in 1 group as we do at KEA, we used so much time just to write around in the groups and try to plan it all, and also you have to meet with all the groups, instead of that it is easier only to have one group to organize with, that saves a lot of time and then you have more time to do the work. All the work are done in groups, so find a good group, somebody there want to work and make a good project.

